

Week 9


Dr. Yuhao Jiang
Reconfigurable Robotics Laboratory
EPFL, Switzerland

Announcement

Upcoming Important Dates:

- Last purchase day: **Tomorrow;**
 - Use the same spreadsheet;
- Flyer and poster: submit to Moodle (in ppt), due **Nov. 21;**
- Final poster: due **Nov. 28** (sent for print);

ME-420: Advanced Design for Sustainable Future



- Project Title
- Member Names
- Brief Introduction
- QR code: not needed, we will add them and share with you
- We will have this printed

Group #:[Title]

[Member Names]

[Intro]




ME-420: Advanced Design for Sustainable Future


RRL Reconfigurable Robotics Lab

Name of the Project
Jane Doe, John Doe
Reconfigurable Robotics Lab, EPFL, Lausanne, Switzerland

Motivation
You introduce the topic and your motivation to improve it and what are the broad targets.



State-of-the-art
You explain here the current state-of-the-art .



Design
You explain your designs.

Performance
You explain your designs.

Summary and Future Development
Conclude.

EPFL

References:

1. Ref #1
2. Ref #1
3. Ref #3


- Submit to Moodle by **Nov. 21** for review
- Send to Repro by **Nov. 28**
 - We will pay for the print
 - Leave you group name, indicate course name and RRL for invoice;
 - Busy time, plan ahead;
 - Indoor use, standard paper;
 - Size: A0

ME-420: Advanced Design for Sustainable Future


RRL Reconfigurable Robotics Lab

Name of the Project
Jane Doe, John Doe
Reconfigurable Robotics Lab, EPFL, Lausanne, Switzerland

Motivation
You introduce the topic and your motivation to improve it and what are the broad targets.



State-of-the-art
You explain here the current state-of-the-art.



Design
You explain your designs.

Performance
You explain your designs.

Summary and Future Development
Conclude.

References:

1. Ref #1
2. Ref #1
3. Ref #3

EPFL

- **Motivation**
 - Problem definition;
 - 6 Rs;
- **State of the art**
 - What is new;
 - Your approach is better in what aspect;
- **Design**
 - Mechanical design;
 - Control design;
 - ...
- **Performance/Results**
 - Quantified Table/Plot;
 - Scientific language;
- **Summary/Contribution**
 - Impact/Novelty;
 - ...
- Refs

Final Report

- Follow the Latex template in Moodle;
- Support your statement with data/plot/table;
- Write it as if you are showing off to a potential CTO to join your company;
- Make sure you have **quantified** and justified the mechanical performances of the product and how it relates to the major **functionality** and **6 Rs**.

Next Week

- Mock demo presentation;
- Flyer and Poster for review;
- SPOT policy
- Update your brochure info till next week
 1. Photo of the group
 2. Photo of your demo
 3. Description of your demo (less than 200 characters)